

2103 Ci/Gi Cellular Modem Module Safety and Certification Sheet

Overview

This document contains the required safety and regulatory information for the 2103 Ci/Gi Cellular Modem Module. The 2103 Ci/Gi Cellular Modem Module Installation and Operation Guide and Warranty Statement are available and can be downloaded from www.teledyneisco.com.

CAUTION

Cautions identify a potential hazard, which if not avoided, may result in minor or moderate injury. This category can also warn you of unsafe practices, or conditions that may cause property damage.

WARNING





Warnings identify a potentially hazardous condition, which if not avoided, could result in death or serious injury.

DANGER

DANGER – limited to the most extreme situations to identify an imminent hazard, which if not avoided, will result in death or serious injury.









Hazard Symbols

Warnings and Cautions

	The exclamation point within the triangle is a warning sign alerting you of important instructions in the instrument's technical reference manual.
	The lightning flash and arrowhead within the triangle is a warning sign alerting you of "dangerous voltage" inside the product.
 	Pinch point. These symbols warn you that your fingers or hands will be seriously injured if you place them between the moving parts of the mechanism near these symbols.

Hazard Symbols (Continued)

Symboles de sécurité

	Ce symbole signale l'existence d'instructions importantes relatives au produit dans ce manuel.
	Ce symbole signale la présence d'un danger d'électrocution.
 	Risque de pincement. Ces symboles vous avertit que les mains ou les doigts seront blessés sérieusement si vous les mettez entre les éléments en mouvement du mécanisme près de ces symboles
Warnungen und Vorsichtshinweise	
	Das Ausrufezeichen in Dreieck ist ein Warnzeichen, das Sie darauf aufmerksam macht, daß wichtige Anleitungen zu diesem Handbuch gehören.
	Der gepfeilte Blitz im Dreieck ist ein Warnzeichen, das Sei vor "gefährlichen Spannungen" im Inneren des Produkts warnt.
 	Vorsicht Quetschgefahr! Dieses Symbol warnt vor einer unmittelbar drohenden Verletzungsgefahr für Finger und Hände, wenn diese zwischen die beweglichen Teile des gekennzeichneten Gerätes geraten.

Before installing, operating, or maintaining this equipment, it is imperative that all hazards and preventive measures are fully understood. While specific hazards may vary according to location and application, take heed in the following general warnings:

WARNING

This instrument has not been certified for use in "hazardous locations" as defined by the National Electrical Code.

 **WARNING**

Avoid hazardous practices! If you use this instrument in any way not specified in this manual, the protection provided by the instrument may be impaired.

 **AVERTISSEMENT**

Éviter les usages périlleux! Si vous utilisez cet instrument d'une manière autre que celles qui sont spécifiées dans ce manuel, la protection fournie de l'instrument peut être affaiblie; cela augmentera votre risque de blessure.

 **WARNING**

The installation and use of this product may subject you to hazardous working conditions that can cause you serious or fatal injuries. Take any necessary precautions before entering a worksite. Install and operate this product in accordance with all applicable safety and health regulations, and local ordinances.

 **WARNING**

Injury and/or equipment damage can result from connecting modules or cables to a power source exceeding the specified operating voltage range. Check labeling on all modules and cables for voltage ranges.

Technical assistance for the Teledyne ISCO 2103 Ci/Gi Cellular Modem Module can be obtained from:

Teledyne ISCO
4700 Superior St.
Lincoln NE 68504

Phone: (800) 228-4373 or (402) 464-0231

Fax: (402) 465-3022

E-mail: IscoService@teledyne.com or
Iscoeps@teledyne.com

DECLARATION OF CONFORMITY



Application of Council Directive: 2014/30/EU – The EMC Directive
2014/35/EU – The Low Voltage Directive
2011/65/EU – The RoHS Directive

Manufacturer's Name: Teledyne Isco
Manufacturer's Address: 4700 Superior, Lincoln, Nebraska 68504 USA
Mailing Address: P.O. Box 82531, Lincoln, NE 68501

Equipment Type/Environment: Laboratory Equipment for Light Industrial/Commercial Environments

Trade Name/Model No: 2191 Battery Module

Year of Issue: 2017

Standards to which Conformity is Declared: EN 61326-1:2013 EMC Requirements for Electrical Equipment for
Measurement, Control, and Laboratory Use
EN 61010-1:2010 Safety Requirements for Electrical Equipment for
Measurement, Control, and Laboratory Use

I, the undersigned, hereby declare that the design of the equipment specified above conforms to the above Directives and Standards as of October 16, 2017.

Edward J. Carter
USA Representative



Edward J. Carter
Director of Engineering
Teledyne Isco, Inc.
4700 Superior Street
Lincoln, Nebraska 68504

Phone: (402) 464-0231
Fax: (402) 464-3799

60-2002-158
Rev B

DECLARATION OF CONFORMITY



Application of Council Directives*: 2004/108/EC – The EMC Directive
2012/19/EC– The WEEE Directive
1999/5/EC-R&TTE Directive*

Manufacturer's Name: Teledyne Isco
Manufacturer's Address: 4700 Superior, Lincoln, Nebraska 68504 USA
Mailing Address: P.O. Box 82531, Lincoln, NE 68501

Equipment Type/Environment: Laboratory Equipment for Light Industrial/Commercial Environments
Trade Name/Model No: 2103Gi 3G
Year of Issue: 2015

Standards to which Conformity is Declared: EN 61326-1:2006 EMC Requirements for Electrical Equipment for Measurement, Control, and Laboratory Use

Standard	Description	Severity Applied	Performance Criteria
EN 61000-4-2:2008	Electrostatic Discharge	Level 2 - 4kV contact discharge Level 3 - 8kV air discharge	A
EN 61000-4-3:2006 /A1:200 /A2:2010	Radiated RF Immunity	10V/m, 80 MHz to 1GHz 80% AM at 1kHz 3V/m, 1.4GHz to 12GHz 80% AM at 1kHz 1V/m, 2 GHz to 2.7GHz 80% AM at 1kHz	A A A
EN 61000-4-4:2012	Electrical Fast Transient (EFT) on Mains and I/O	Level 2 – 1kV on AC lines	A
EN 61000-4-6:2013	Conducted RF on Mains and I/O lines	150 kHz to 80 MHz, 3V rms, 80% modulated	A
EN 55011:2009/A1:2010	RF Emissions Radiated, below 1 GHz and Conducted, AC Mains	Group 1, Class A Industrial, Scientific, and Medical Equipment	PASS

*Novatel Declaration of Conformity for Model CNN0402 most accompany this Declaration of Conformity

We, the undersigned, hereby declare that the design of the equipment specified above conforms to the above Directive(s) and Standards as of June 3, 2015.

USA Representative

Vikas V. Padhye Ph. D.
Executive Vice President

Teledyne Isco
4700 Superior Street
Lincoln, Nebraska 68504
Phone: (402) 464-0231
Fax: (402) 464-0318



60-2002-674
Rev B